



2010 HIV Prevention Funding Snapshot

Florida HIV Prevention Funding by Population



Table of Contents

Purpose	3
Priority Populations	3
Funding Sources	3
Methodology	5
Limitations	7
Findings	7
HIV-Positive Persons	10
Black Heterosexuals	13
Black MSM	20
White MSM	25
Hispanic MSM	29
Hispanic Heterosexuals	33
White Heterosexuals	37
Other: Non-Priority Populations	39
All At-Risk Populations: Non-Targeted Funding	43
Acknowledgements	45
Acronym List	46
Bureau of HIV/AIDS Area Map	49

Purpose

This report addresses 2010 HIV prevention funding by priority population. The goal of this report is to help assess whether the distribution of HIV prevention funding in Florida is proportionate to the distribution of the state's HIV/AIDS epidemic. This report can serve as a tool to identify and address HIV prevention service gaps.

Priority Populations

The Florida Comprehensive Planning Network's Prevention Planning Group (PPG) determined the state's 2010 priority populations for HIV prevention. To maximize the efficiency, effectiveness, and allocation of limited HIV prevention resources throughout the state, the PPG decided that HIV prevention efforts should focus on seven priority populations. As shown to the right, the top priority population is HIV-positive persons, followed by six high-risk negative populations of a specified racial/ethnic and risk group. The PPG designed the 2010

1	HIV-Positive Persons
2	Black Heterosexuals
3	Black MSM
4	White MSM
5	Hispanic MSM
6	Hispanic Heterosexuals
7	White Heterosexuals

priority setting methodology to ensure the fair and uniform selection of priority populations and allocation of resources throughout the state. The priority population rankings were determined based on HIV case data. For prevention purposes, HIV case data are a stronger indicator than AIDS case data of where new infections (incidence) are occurring and which groups are at highest risk. Florida utilizes a passive and active surveillance system for reporting HIV and AIDS cases. Local county HIV/AIDS surveillance offices report case information through the electronic HIV/AIDS Reporting System (e-HARS), and the state updates e-HARS on a continual basis.

Funding Sources

The State of Florida, the Centers for Disease Control and Prevention (CDC), and the Health Resources and Services Administration (HRSA) allocate approximately \$39.2 million dollars to support the HIV prevention efforts of Florida's community-based organizations (CBOs), AIDS service organizations (ASOs), county health departments (CHDs), and Department of Health (DOH).

Below is a list of the HIV prevention activities examined in this report by funding source.

- CDC
 - CDC directly funded 15 contracts with CBOs in 2009-2010 and 10 contracts with CBOs in Florida in 2010-2011. The contract cycle starts July 1 and ends June 30.

- The African American Testing Initiative (AATI) grant from CDC funded DOH and providers to conduct HIV testing among black (non-Hispanic) populations. The funding period ended September 29, 2010.
- The Expanded Testing Initiative (ETI) grant from CDC funds DOH and providers to conduct HIV testing among blacks, Hispanics, men who have sex with men (MSM) of all races/ethnicities, injection drug users (IDUs) of all races/ethnicities, and transgender populations. The funding period is September 30, 2010 through September 29, 2011.
- DOH receives funding from CDC to develop and implement an Enhanced Comprehensive HIV Prevention Plan (ECHPP) in Miami-Dade County. The ECHPP grant supports a contract with the Health Council of South Florida (HCSF). The funding period is September 30, 2010 through September 29, 2011.
- The National HIV Behavioral Surveillance (NHBS) grant from CDC funds DOH and the University of Miami to conduct behavioral research among populations at high risk for HIV infection in Miami-Dade County. The contract cycle starts January 1 and ends December 31.
- DOH uses a prevention grant (PG) from CDC to fund multiple prevention efforts:
 - The Blackmon Roberts Group (BRG) is funded to provide one-on-one capacity building assistance primarily to minority HIV/AIDS organizations (DOH-funded and non-funded) in Florida. The contract cycle starts January 1 and ends December 31.
 - The AIDS Institute is funded to assist with the coordination of community planning meetings to maximize resources and address community needs throughout the state. The contract cycle starts January 1 and ends December 31.
 - Condoms (male and female), educational materials, promotional items, testing supplies, sponsorships, equipment, and personnel are among other categories supported with PG funds.
- DOH general revenue (GR)
 - The Florida AIDS Hotline is funded to make HIV/AIDS information, referrals, and supportive counseling accessible to the public via telephone and the Internet. The contract cycle starts July 1 and ends June 30.
 - EMS Resources is funded to produce and provide HIV prevention public service announcements, public awareness media campaigns, and training activities to Spanish-speaking communities in Florida. The contract cycle starts July 1 and ends June 30.
 - GR funding from the Bureau of HIV/AIDS and Office of Minority Health supports 17 Closing the Gap (CTG) contracts with CBOs. CTG is a Florida initiative to reduce racial/ethnic health disparities. The contract cycle starts July 1 and ends June 30.
 - Rapid test kits, supplies, forms, sponsorships, and personnel are among other categories supported with GR funds.
- HRSA
 - Through a Minority AIDS Initiative (MAI) grant from HRSA, DOH funds seven MAI contracts. This initiative serves to link newly diagnosed minorities and HIV-positive persons who have dropped out of care to medical and support

services. The Antiretroviral Treatment Access Study (ARTAS) model is used to empower clients to become their own medical advocate. The contract cycle starts April 1 and ends March 31.

- The Department of Corrections Pre-Release Planning Program is funded through HRSA's Ryan White Part B funds to link HIV-positive prison inmates to care as they are released from a correctional facility. The funding period starts July 1 and ends June 30.
- Rapid test kits, supplies, forms, sponsorships, and an AETC contract are among other categories supported with HRSA's Ryan White funding.
- Multiple funding sources
 - DOH supports 25 HIV Prevention (HP) contracts with CBOs through PG and GR funding. The contract cycle starts January 1 and ends December 31.
 - GR and PG funds support seven contracts with Targeted Outreach for Pregnant Women Act (TOPWA) providers. TOPWA is an initiative to decrease the number of babies born with prenatal drug exposure and HIV infection by connecting high-risk or HIV-infected pregnant women to adequate prenatal care. The contract cycle starts July 1 and ends June 30.
 - GR and AATI/ETI funds support a contract with Anson-Stoner to develop and disseminate media messages targeting racial/ethnic minority populations at risk for HIV infection. The contract cycle starts July 1 and ends June 30.
 - DOH funds HIV testing programs in 16 jails through PG and AATI/ETI funding.

Methodology

To assess the distribution of HIV/AIDS by priority population, we examined living HIV/AIDS cases diagnosed through 2009 among persons at least 13 years of age (cases with no identified risk were redistributed, data include Department of Corrections cases, cases were reported as of 6/3/2010). Cases were distributed to the appropriate priority population category (populations 2-7) based on race/ethnicity and mode of transmission. Within each racial/ethnic group, the number of PLWHA with the dual risk of being men who have sex with men and injection drug users (MSM/IDUs) were redistributed equally to the group's MSM and IDU populations.

To estimate the distribution of contract funding in 2010 by priority population, we examined contract funding amounts, funding periods, and target populations listed in provider contracts, then distributed funding to the appropriate priority population categories. While we recognize that many prevention programs reach persons outside of their target population(s) incidentally, this document serves to describe the intent of the program funding and activities.

For programs only funded for a portion of the year (i.e., AATI, ETI, ECHPP, and CDC direct-funded programs), the funding amount is represented accordingly (e.g., for a program starting the last quarter of 2010, one-fourth of the annual funding amount is represented in the snapshot). For agencies funded through a single contract to implement two or more programs with different target populations, the total funding amount was distributed to each program accordingly, then to the appropriate priority populations. The program-specific funding amounts were based on program budgets or reports from agencies; when program-specific funding amounts were not available, the total contract amount was distributed equally to each program. For programs

targeting two or more high-risk negative priority populations (e.g., black and Hispanic heterosexuals), funding was allocated equally to each priority population. For programs with an HIV-positive target population of a specified racial/ethnic and risk group (e.g., HIV-positive black MSM), funding was allocated to the HIV-positive priority population due to its top ranking.

DOH funds a number of HIV prevention activities targeting a racial/ethnic group, but not a specified risk group. AATI programs target Florida's black populations and are implemented primarily in venues that do not cater to a single risk group (e.g., emergency departments). Thus, AATI funding was distributed by population proportionate to DOH's estimated proportions of Florida's black population in the heterosexual (92.5%), IDU (2%), MSM (3%), and WSW (2.5%) (women who have sex with women) risk groups. As ETI funding is used to target a broad range of populations (i.e., blacks, Hispanics, MSM, and IDUs) and the populations served vary significantly by provider, we allocated each ETI provider's funding to the appropriate populations based on the agency's HIV testing data (for previous AATI providers, we examined the demographics of AATI clients tested during the prior three years; for providers not previously funded through AATI, we examined the demographics of clients tested during the first few months of ETI). EMS is funded to develop media and marketing efforts targeting Florida's Spanish-speaking communities. As EMS marketing efforts are tailored by risk group, DOH staff estimates that 70% of EMS funding targets Hispanic heterosexuals and 30% targets Hispanic MSM. Thus, EMS funding was allocated among these priority populations accordingly. Anson-Stoner is funded to create media messages targeting racial/ethnic minorities. As these media messages are targeted to black and Hispanic heterosexuals and white, black, and Hispanic MSM, funding was distributed equally among these five priority populations. In the few additional cases where a provider was contracted to target a racial/ethnic group, but not a specified risk group, the target population was assumed to be heterosexual.

As TOPWA programs target high-risk and HIV-infected pregnant women, each TOPWA provider's client data were examined to assess the proportion of women served by HIV status and race/ethnicity. DOH staff estimated that HIV-positive TOPWA clients receive three times the resources received by HIV-negative clients. Thus, the percentage of TOPWA clients served who were HIV-positive was tripled to determine the percentage of funding to be allocated to the HIV-positive category. The remaining TOPWA funding was distributed among the black, Hispanic, and other heterosexual categories proportionate to the percentage of women served in these populations. In the few additional cases where a program targets a risk group, but not a specified racial/ethnic population, funding was distributed equally among the group's black, white, and Hispanic populations.

A sizeable proportion of the HIV prevention funding in Florida is not targeted to any specific racial/ethnic and risk group (e.g., staff positions, condoms, ECHPP funding for the 2010 planning phase) and could not be allocated by priority population. Thus, such funding was allocated to an "all at-risk populations" category. Funding included in this category may be used to support HIV prevention efforts targeting all at-risk persons, the general public, or local priority populations (which may differ from the statewide priority populations).

Limitations

In using this document to help compare the distribution of Florida's HIV/AIDS epidemic to the distribution of funding for HIV prevention services among Florida's priority populations, several important limitations should be noted.

First, a number of assumptions were made to allocate funding to the appropriate priority population categories when such assumptions were deemed reasonable (see methodology section).

Second, the proportion of HIV prevention funding and of PLWHA among each priority population may not be directly compared due to the unequal number of population categories in the analyses and pie charts. HIV-positive persons represent the first priority population and, thus, a category in the analysis of funding by population. However, the analysis of PLWHA by population does not include an HIV-positive category as this population represents the distribution of the epidemic in its totality. The all at-risk population is another category represented in the analysis of funding by population, but not in the analysis of PLWHA by population.

Third, while reported HIV/AIDS cases among living persons (through 2009) were deemed most appropriate to illustrate the distribution of Florida's HIV/AIDS epidemic, there are several accompanying limitations. These data do not include cases that are undiagnosed or unreported. Therefore, populations with a disproportionately high prevalence of undiagnosed or unreported infections may be underrepresented. Furthermore, in determining the appropriate allocation of HIV prevention funding by population, consideration may also be given to other data, such as HIV incidence estimates and population size (as priority populations differ in size, differing funding levels may be needed to reach the same proportion of each population).

Findings

Based on the methods described above, Figures 1 and 2 were produced to compare the distribution of Florida's HIV/AIDS epidemic to the state's 2010 HIV prevention funding. Figure 1 shows the proportion of adult and adolescent persons living with HIV/AIDS (PLWHA), diagnosed through 2009, by priority population. Figure 2 shows the estimated distribution of 2010 HIV prevention funding (\$39.2 million) by population. Figure 3 is included to show the funding allocations within the \$15.1 million for all-at risk populations. Figure 4 shows the distribution of funding targeted to priority populations (\$23.8 million).

Figure 1. PLWHA Through 2009 by Priority Population, N=92,688

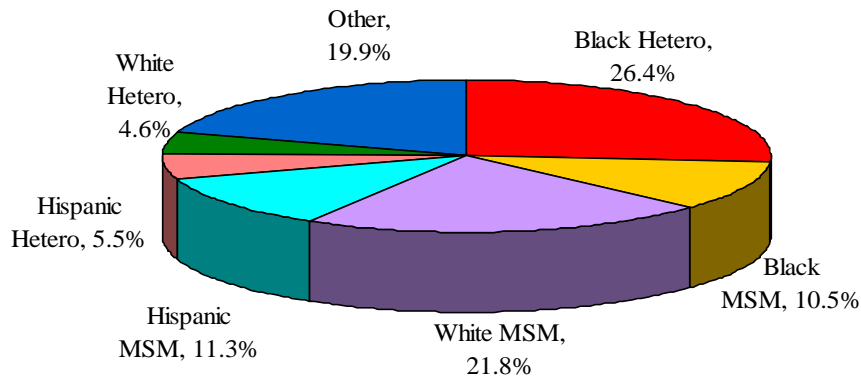


Figure 2. 2010 HIV Prevention Funding by Population, \$39,212,257

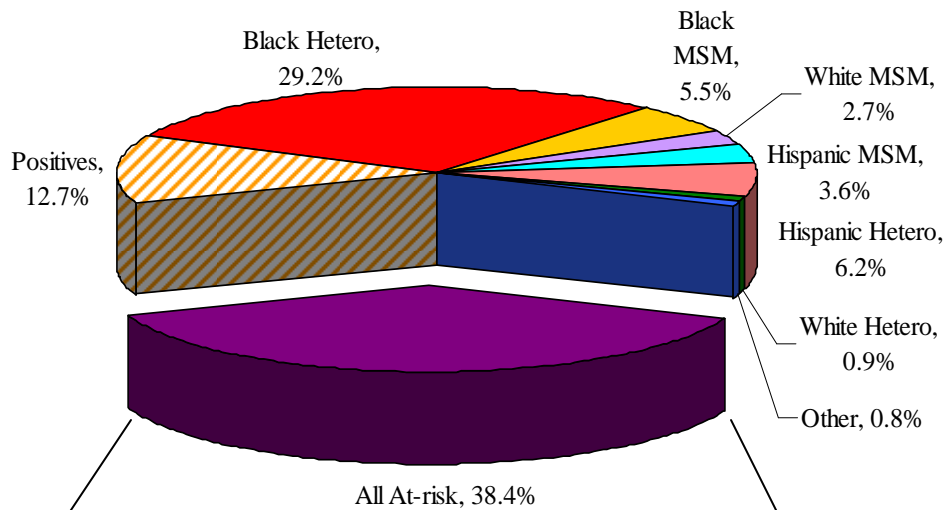
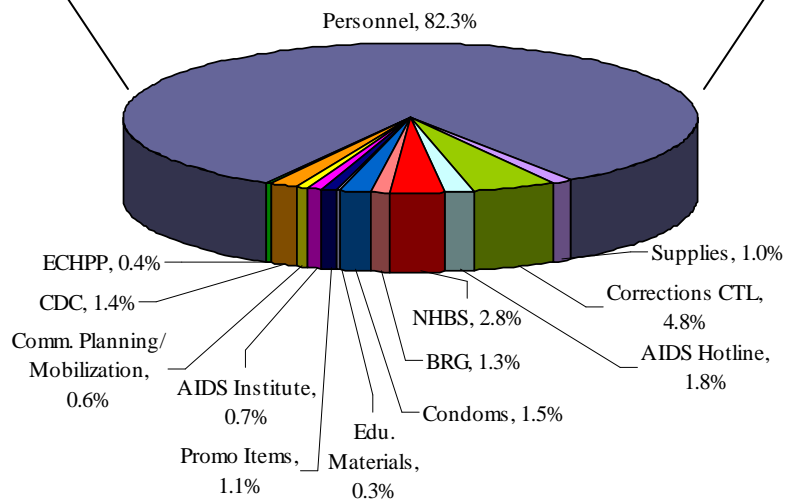


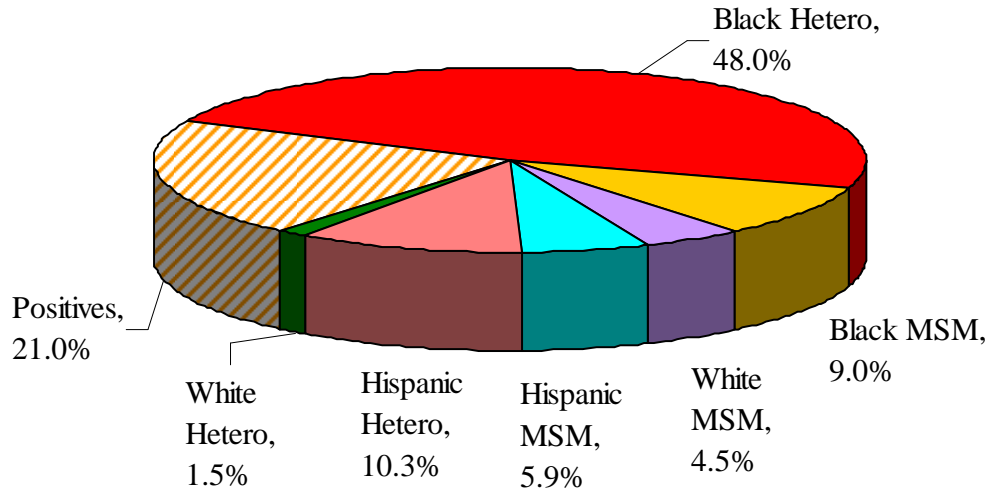
Figure 3. Funding for All At-risk Populations, \$15,064,259



*Other = all non-priority populations: black, white, and Hispanic IDUs; Asian/Pacific Islanders; American Indian/Alaska Natives; multi-racial persons; WSW; and persons infected perinatally or medically.

Of the \$39.2 million in HIV prevention funding in Florida, \$23.8 million (60.8%) is used to target the state's seven priority populations. Figure 4 shows the distribution of funding targeted to the state's priority populations.

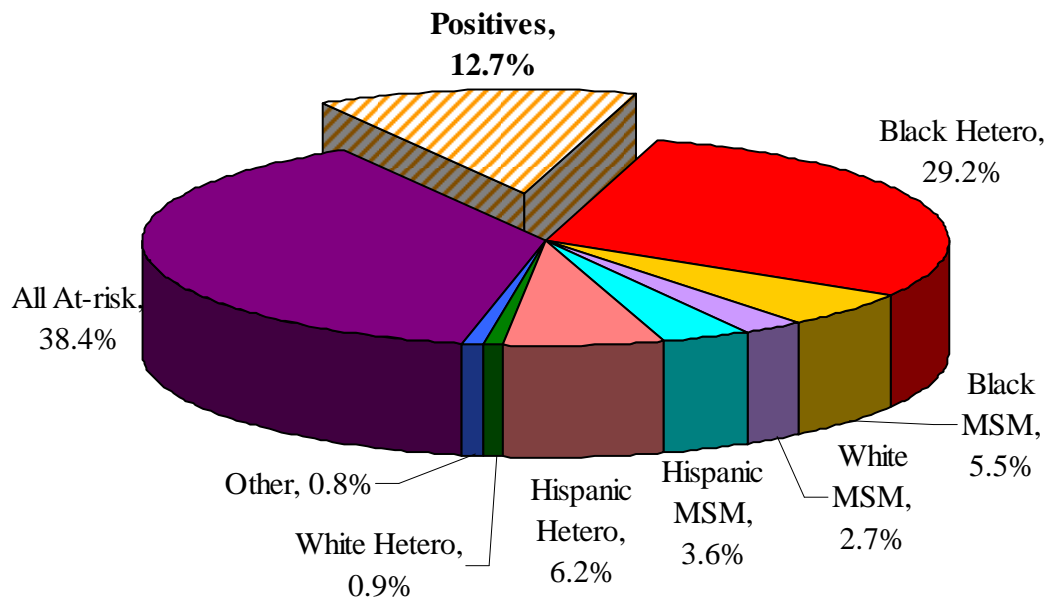
Figure 4. 2010 Targeted Funding by Priority Population, \$23,840,474



Priority Population #1: HIV-Positive Persons

Of the \$39.2 million in HIV prevention funding in Florida, an estimated 12.7% is targeted to HIV-positive populations (Figure 2).

Figure 2. 2010 HIV Prevention Funding by Population, \$39,212,257



*Other = all non-priority populations: black, white, and Hispanic IDUs; Asian/Pacific Islanders; American Indian/Alaska Natives; multi-racial persons; WSW; and persons infected perinatally or medically.

Table 1. Funding for HIV-Positive Populations

Area	Funding Source	Funded Provider/ Category	Funding Amount	Area Subtotal	HIV-Positive Subpopulation	Intervention/Program
State-wide	HRSA	Corrections: Pre-Release Planning Program	\$427,000			
	PG	Personnel: DIS Staff	\$857,734			
	PG	Personnel: Perinatal	\$63,586			
	PG	Personnel: Surveillance NIR Coordinators	\$215,226			
\$1,563,546						
2A	CDC (2009-2010)	BASIC NWFL	\$47,378			HR
\$47,378						
4	CDC (2009-2010)	MACJ	\$44,591		Black MSM	CRCS
	GR/PG	UF/Rainbow Center	\$86,141			Linkage/TOPWA
\$130,731						
5	PG	ASAP	\$59,500		Ages 16+	CRCS
\$59,500						
6	PG	THAP	\$122,000		Black & Hispanic Hetero, MSM	HR
	MAI	MCRHS	\$120,000			Linkage/ARTAS
	MAI	THAP	\$140,000			Linkage/ARTAS
	GR/PG	THAP	\$9,648			Linkage/TOPWA
\$391,648						
7	CTG (2009-2010)	HHCCF	\$30,000		Black Hetero Females	WILLOW
	CTG (2010-2011)	HHCCF	\$30,000		Black Hetero Females	WILLOW
	CDC (2010-2011)	MoL	\$24,809		Black & Hispanic Hetero	CRCS
	PG	CMWP	\$117,000		Black Hetero	HR
	MAI	NEED	\$122,678			Linkage/ARTAS
	PG	HUG Me	\$27,277			Linkage/TOPWA
	\$351,764					
9	CTG (2009-2010)	United Deliverance	\$60,000		Black Hetero Hispanic Hetero	HR CRCS

Area	Funding Source	Funded Provider/Category	Funding Amount	Area Subtotal	HIV-Positive Subpopulation	Intervention/Program	
9	CTG (2010-2011)	United Deliverance	\$26,667		Black & Hispanic Hetero	HR	
			\$13,333			Black & Hispanic MSM	CRCS
	MAI	CAP	\$130,497		Linkage/ARTAS		
	MAI	United Deliverance	\$137,000		Linkage/ARTAS		
	GR/PG	FFPB	\$39,669		Linkage/TOPWA		
				\$407,166			
10	CDC (2010-2011)	GLCC	\$26,513		MSM	CRCS	
			\$56,190			Ages 18-44	CRCS
	\$63,835	Ages 25-44					
	PG	GLCC	\$159,250		MSM	LIFE	HR
	\$85,750						
	MAI	Broward House	\$115,240		Linkage/ARTAS		
GR/PG	MDEI	\$22,041	Linkage/TOPWA				
				\$528,819			
11A	CDC (2009-2010)	Care Resource	\$121,046		Hispanic MSM	CRCS, PfH	
			\$45,687			Black MSM & Hetero	CRCS
	\$59,047	Hispanic MSM	HR				
	CDC (2009-2010)	Village South	\$122,752		Substance Abusers	HR, CRCS	
	CDC (2010-2011)	Care Resource	\$20,124		MSM Ages 18+	PfH HR CRCS	
			\$61,772				
			\$54,767				
	CDC (2010-2011)	Empower "U"	\$86,846		Black & Hispanic Hetero Females, Black & Hispanic	WILLOW + evaluation, CRCS	
			\$18,330				
MAI	Care Resource	\$210,241	Linkage/ARTAS				
GR/PG	BHCC	\$24,706	Linkage/TOPWA				
				\$825,317			
15	PG	Healthy Start Coalition	\$18,162			Linkage/TOPWA	
				\$18,162			
TOTAL			\$4,997,408				

Priority Population #2: Black Heterosexuals

Black heterosexuals living with HIV/AIDS account for an estimated 0.9% of Florida's black heterosexual population (data not shown*) and 26.4% of persons reported to be living with HIV/AIDS in Florida through 2009 (Figure 1). Of the state's \$39.2 million in HIV prevention funding, an estimated 29.2% is targeted to HIV-negative black heterosexuals (Figure 2).

Figure 1. PLWHA Through 2009 by Priority Population, N=92,688

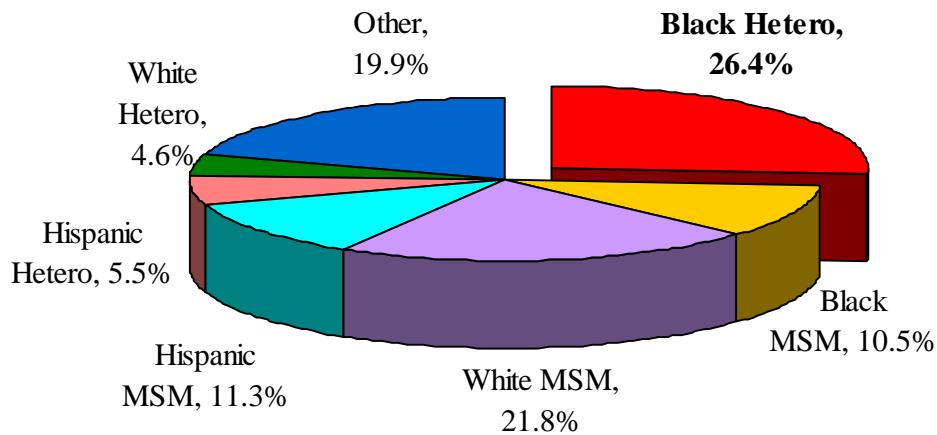
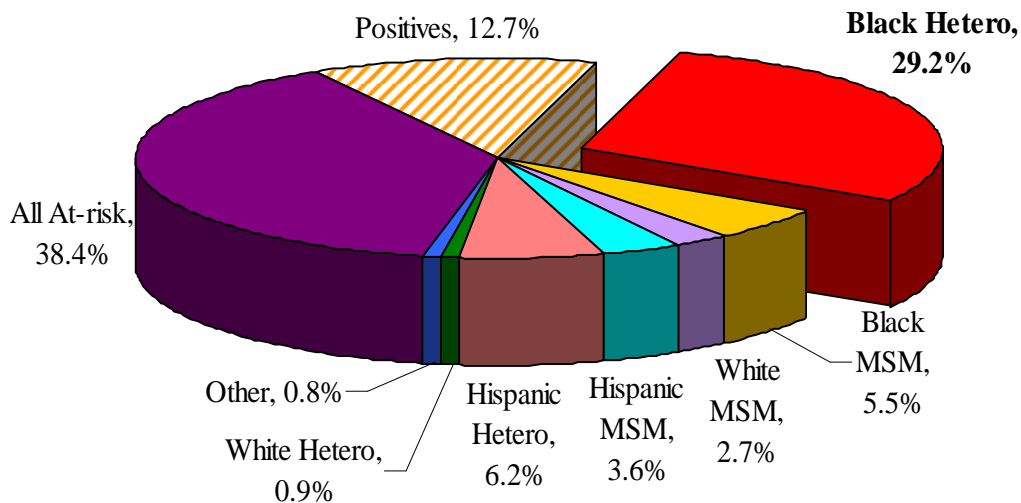


Figure 2. 2010 HIV Prevention Funding by Population, \$39,212,257



*Data are based on population size estimates and reported, living HIV/AIDS cases through 2009.

**Other = all non-priority populations: black, white, and Hispanic IDUs; Asian/Pacific Islanders; American Indian/Alaska Natives; multi-racial persons; WSW; and persons infected perinatally or medically.

Table 2. Funding for Black Heterosexual Populations

Area	Funding Source	Funded Provider/ Category	Funding Amount	Area Subtotal	Black Hetero Subpopulation	Intervention/ Program
State-wide	AATI	AATI: Supplies, Personnel, Corrections CTL, etc.	\$1,639,790			
	AATI, ETI, GR	Media Campaign: Anson-Stoner	\$572,188			
	ETI	ETI: Supplies, Personnel, an AETC contact, Corrections CTL, etc.	\$439,037			
	PG	AME Testing Initiative	\$10,000		Faith Community	
	PG	FAITH	\$159,000		Faith Community	CFHM, CTL
	PG	Personnel: DEO Staff	\$36,370			
	PG	Personnel: Lab Staff	\$153,345			
	PG	Personnel: Perinatal	\$152,607			
			\$3,162,337			
1	CDC (2009-2010)	OASIS	\$104,033		Ages 18-55	Community PROMISE
	CTG (2009-2010)	AHF	\$60,000			VOICES, Education, Social Marketing, CTL, Outreach
	CTG (2010-2011)	AHF	\$15,000 \$15,000 \$24,000 \$3,000 \$3,000			VOICES CTL HE/RR Social Marketing Mobilization
			\$224,033			
2A	CDC (2009-2010)	BASIC NWFL	\$94,755		Females	SISTA, VOICES
	PG	BASIC NWFL	\$120,000		Males	VOICES RESPECT
			\$214,755			
2B	CDC (2009-2010)	SHISA	\$38,399		Incarcerated Females, Ages 18-44	SISTA CTR
	CTG (2009-2010)	MAACA	\$80,000		Faith Community	AMEN (VOICES, SISTA, CTL)
	CTG (2010-2011)	MAACA	\$42,000 \$14,000 \$24,000		Ages 15-64	VOICES SISTA CTL

Area	Funding Source	Funded Provider/ Category	Funding Amount	Area Subtotal	Black Hetero Subpopulation	Intervention/ Program
2B	PG	Big Bend Cares	\$65,333		Rural, Incarcerated, Homeless, Substance Abusers	SNS
\$263,733						
3/13	CTG (2009-2010)	TRLS	\$50,000		Incarcerated	SISTA, VOICES, CTL
	CTG (2010-2011)	TRLS	\$16,667 \$16,667 \$16,666		Black Hetero	SISTA VOICES CTL
\$100,000						
4	AATI	RRHS	\$94,115			CTL
	AATI	UF/Rainbow Center	\$52,031			CTL
	CDC (2010-2011)	RRHS	\$55,441 \$38,859 \$38,859 \$12,380		Women (18-34) Ages 18-34 Men (18-34) Ages 18-34	SISTA RESPECT Nia CTR
	ETI	RRHS	\$27,924			CTL
	ETI	UF/Rainbow Center	\$14,419			CTL
	PG	RRHS	\$231,800 \$6,100		Female Crack-Cocaine Users & Their Partners, Ages 13-18	Community PROMISE, BART
4	PG	UF/Rainbow Center	\$46,527			Linkage/TOPWA
\$618,454						
5	AATI	Metropolitan Charities	\$34,688			CTL
	CTG (2009-2010)	Metropolitan Charities	\$41,250		Ages 13-19	BART
	CTG (2010-2011)	Metropolitan Charities	\$6,875 \$6,875 \$6,875		Ages 13-19	BART Blood Lines HE/RR
	ETI	ASAP	\$607			CTL
	ETI	Metropolitan Charities	\$4,905			CTL
	PG	ASAP	\$59,500 \$119,000		Ages 16+	CRCS VOICES
\$280,575						
6	AATI	Metropolitan Charities	\$34,688			CTL
	AATI	TFHC	\$52,031			CTL
	CTG (2009-2010)	DACCO	\$57,500		Substance Abusers Ages 16+	Community PROMISE

Area	Funding Source	Funded Provider/ Category	Funding Amount	Area Subtotal	Black Hetero Subpopulation	Intervention/ Program
6	CTG (2010-2011)	DACCO	\$57,500		Ages 16+	Community PROMISE
	CTG (2009-2010)	Metropolitan Charities	\$41,250		Ages 13-19	BART
	CTG (2010-2011)	Metropolitan Charities	\$6,875 \$6,875 \$6,875		Ages 13-19	BART Blood Lines HE/RR
	ETI	Metropolitan Charities	\$4,905			CTL
	ETI	TFHC	\$12,139			CTL
	PG	THAP	\$122,000		Females	SISTA
	GR/PG	THAP	\$104,925			Linkage/TOPWA
\$507,563						
7	AATI	CMWP	\$43,706			CTL
	AATI	HCCH	\$52,031			CTL
	AATI	HHCCF	\$52,031			CTL
	AATI	MoL	\$52,031			CTL
	AATI	ORH	\$52,031			CTL
	CDC (2009-2010)	CMWP/Reach	\$158,511		Females Males & Females	SISTA CTR
	CDC (2009-2010)	MoL	\$43,968		Incarcerated Males	3MV (Adaptation) VOICES
	CDC (2010-2011)	MoL	\$16,976 \$12,405		Incarcerated Males	Project START CRCS
	CTG (2009-2010)	HHCCF	\$30,000		Females	SISTA
	CTG (2010-2011)	HHCCF	\$30,000		Females	SISTA
	ETI	CMWP	\$7,309			CTL
	ETI	GLBTCC	\$517			CTL
	ETI	HCCH	\$8,603			CTL
	ETI	HHCCF	\$9,129			CTL
	ETI	Miracle of Love	\$10,744			CTL
	ETI	ORH	\$7,484			CTL
	PG	CMWP	\$117,000		Black & Haitian Hetero	VOICES
	GR/PG	FWAF	\$24,400		Haitians (13-24)	YEP
	PG	HUG Me	\$125,000		Females	SNS
	GR/PG	NEED	\$34,857		Substance Abusing, Recently Incarcerated Males	MISTERS

Area	Funding Source	Funded Provider/ Category	Funding Amount	Area Subtotal	Black Hetero Subpopulation	Intervention/ Program
7	PG	MoL	\$29,400			SNS
	PG	HUG Me	\$62,346			Linkage/TOPWA
\$980,479						
8	CTG (2009-2010)	SCLO	\$37,500		Females	SISTA, Outreach, Education, CTL
	CTG (2010-2011)	SCLO	\$6,250 \$6,250		Females	SISTA CTL
	CTG (2009-2010)	SLH	\$37,500		Ages 25-44	SNS
	CTG (2010-2011)	SLH	\$37,500		Ages 18-50	SNS
	PG	CAN	\$73,500			SNS
	GR/PG	FWAF	\$24,400		Haitians (13-24)	YEP
	\$235,400					
9	AATI	CHC	\$52,031			CTL
	AATI	LMC	\$27,750			CTL
	AATI	United Deliverance	\$69,375			CTL
	CDC (2009-2010)	CAP	\$176,898			RAPP CTR
	CDC (2009-2010)	GHI	\$149,666			CTR
	CDC (2010-2011)	CAP	\$91,765 \$33,522 \$43,337		Ages 18-44	RAPP RESPECT CTR
	CTG (2009-2010)	United Deliverance	\$10,000			CRCS
	CTG (2010-2011)	United Deliverance	\$3,334 \$6,666			CRCS HE/RR
	ETI	CHC	\$10,494			CTL
	ETI	United Deliverance	\$15,932			CTL
	PG	COMPASS	\$29,400			SNS
	GR/PG	FFPB	\$65,540			Linkage/TOPWA
	\$785,710					
10	AATI	GLCC	\$62,438			CTL
	AATI	Holy Cross Hospital	\$69,375			CTL
	AATI	MDEI	\$58,969			CTL
	AATI	SFAN Jail	\$104,063			CTL
	AATI	SFAN/JMH	\$138,750			CTL
	AATI	SBHD	\$52,031			CTL
	CTG (2009-2010)	100BMGFL	\$37,500			Outreach, Education, Marketing

Area	Funding Source	Funded Provider/ Category	Funding Amount	Area Subtotal	Black Hetero Subpopulation	Intervention/ Program
10	CTG (2010-2011)	100BMGFL	\$18,750 \$9,375 \$9,375			HE/RR Mobilization Marketing
	CTG (2009-2010)	Broward House	\$49,000		Females	SISTA
	CTG (2010-2011)	Broward House	\$49,000		Females	SISTA
	ETI	AHF	\$35,350			CTL
	ETI	GLCC	\$4,556			CTL
	ETI	Holy Cross Hospital	\$17,635			CTL
	ETI	MDEI	\$19,237			CTL
	ETI	SFAN/JMH	\$26,541			CTL
	ETI	SBHD	\$16,422			CTL
	ETI	Care Resource	\$4,455			CTL
	PG	Care Resource	\$73,500			SNS
	GR/PG	MDEI	\$95,918			Linkage/TOPWA
				\$952,240		
11A	AATI	BHCC	\$52,031			CTL
	AATI	Care Resource	\$69,375			CTL
	AATI	CHSF	\$52,031			CTL
	AATI	Empower "U"	\$52,031			CTL
	AATI	JTFHC	\$52,301			CTL
	AATI	TPPC	\$52,031			CTL
	CDC (2009-2010)	CHC	\$200,047		Males	CTR, Safety Counts
	CDC (2009-2010)	Empower "U"	\$45,687			CTR CRCS
	CDC (2010-2011)	Empower "U"	\$4,583		Ages 18+	CRCS
	CTG (2009-2010)	MUJER	\$15,625		Ages 18-45	CRCS
	ETI	BHCC	\$7,937			CTL
	ETI	Care Resource	\$8,274			CTL
	ETI	CHSF	\$9,671			CTL
	ETI	Empower "U"	\$13,740			CTL
	ETI	JTFHC	\$16,209			CTL
	ETI	SoBAP	\$1,217			CTL
	ETI	Union Positiva	\$1,380			CTL
	PG	ALERT Health	\$68,000			SNS
	PG	Care Resource	\$73,500			SNS
	GR/PG	FWAF	\$24,400		Haitians Ages 13-24	YEP
	PG	UM	\$82,500			POL
	GR/PG	Youth Expressions	\$110,000		Ages 16-25	FLOW
	GR/PG	BHCC	\$57,647			Linkage/TOPWA
				\$1,070,216		

Area	Funding Source	Funded Provider/ Category	Funding Amount	Area Subtotal	Black Hetero Subpopulation	Intervention/ Program
12	PG	OCCN	\$232,000			RAPP
				\$232,000		
14	CTG (2009-2010)	WBFPRC	\$50,000		Ages 15-24	VOICES, CTL, Mobilization, Education
	CTG (2010-2011)	WBFPRC	\$12,500			VOICES
			\$12,500			CTL
			\$12,500			HE/RR
			\$12,500			CM
				\$100,000		
15	AATI	In the Image of Christ	\$52,031			CTL
	AATI	Project Response	\$95,738			CTL
	CDC (2009-2010)	Healthy Start Coalition	\$169,935		Females Ages 10-44	CRCS CTR
	CTG (2009-2010)	In The Image of Christ	\$60,000		Faith Community	SISTA, VOICES, Outreach
	CTG (2010-2011)	In The Image of Christ	\$30,000		Faith Community	SISTA
			\$30,000			HE/RR
	ETI	In the Image of Christ	\$14,026			CTL
	ETI	Project Response	\$22,074			CTL
	PG	HSC	\$65,730			Linkage/TOPWA
				\$539,533		
TOTAL				\$11,440,721		

Priority Population #3: Black MSM

Black MSM living with HIV/AIDS account for an estimated 10.9% of Florida’s black MSM population (data not shown*) and 10.5% of persons reported to be living with HIV/AIDS in Florida through 2009 (Figure 1). Of the state’s \$39.2 million in HIV prevention funding, an estimated 5.5% is targeted to HIV-negative black MSM (Figure 2).

Figure 1. PLWHA Through 2009 by Priority Population, N=92,688

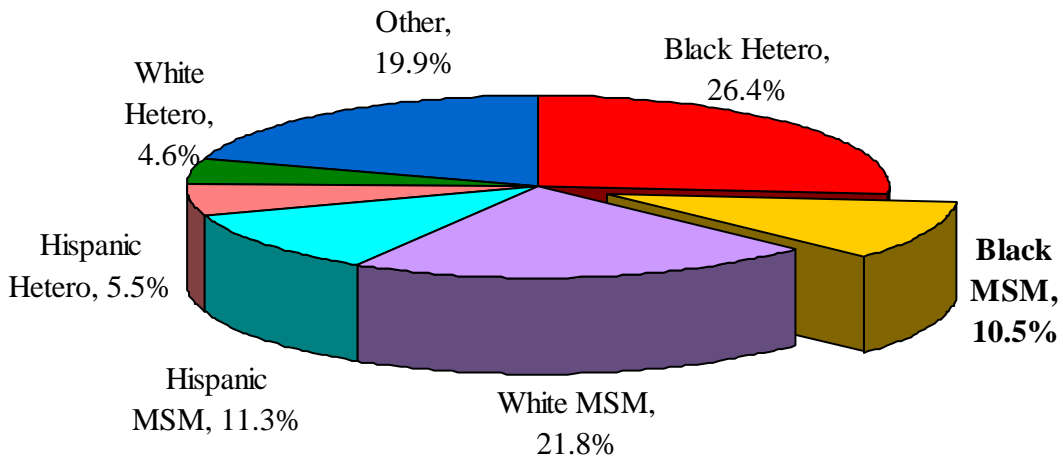
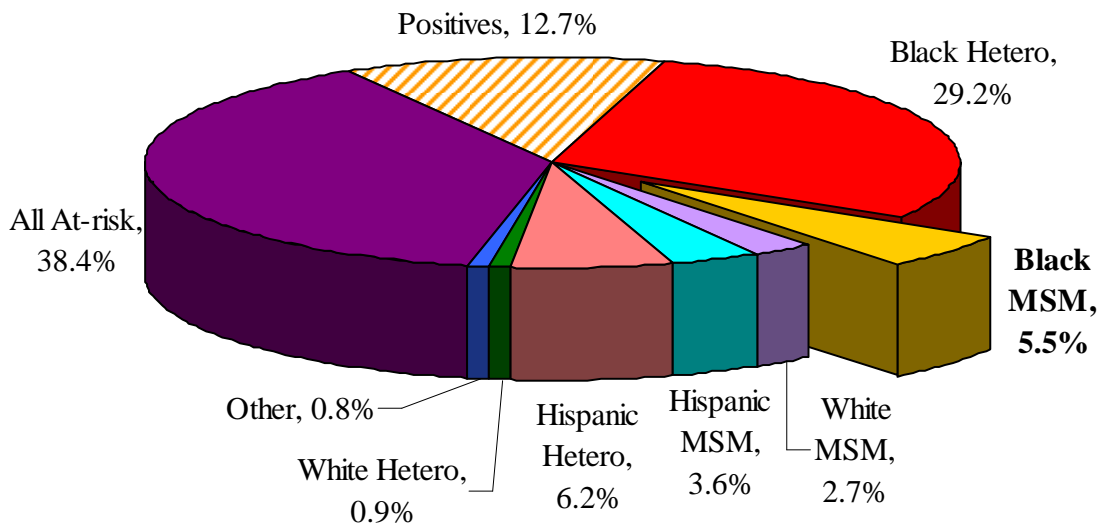


Figure 2. 2010 HIV Prevention Funding by Population, \$39,212,257



*Data are based on population size estimates and reported, living HIV/AIDS cases through 2009.

**Other = all non-priority populations: black, white, and Hispanic IDUs; Asian/Pacific Islanders; American Indian/Alaska Natives; multi-racial persons; WSW; and persons infected perinatally or medically.

Table 3. Funding for Black MSM Populations

Area	Funding Source	Funded Provider/ Category	Funding Amount	Area Subtotal	Black MSM Subpopulation	Intervention/Program
State-wide	AATI	AATI: Supplies, Personnel, Corrections CTL, etc.	\$53,182			
	ETI	ETI: Supplies, Personnel, an AETC contact, Corrections CTL, etc.	\$41,996			
	AATI, ETI, GR	Media Campaign: Anson-Stoner	\$197,187			
	PG	Mobilization/Outreach	\$25,000			
	PG	Personnel: DEO Staff	\$2,832			
	PG	Personnel: Lab Staff	\$8,350			
				\$328,547		
1	CDC (2009-2010)	OASIS	\$17,339		Ages 18-29	MPOWERment
	PG	OASIS	\$45,498			SNS
			\$62,837			
2A	PG	BASIC NWFL	\$49,000			VOICES, RESPECT
			\$49,000			
2B	PG	Big Bend Cares	\$24,500			SNS
			\$24,500			
4	AATI	RRHS	\$3,052			CTL
	AATI	UF/Rainbow Center	\$1,688			CTL
	CDC (2009-2010)	MACJ	\$133,772			CRCS, CTR
	CDC (2010-2011)	JASMYN	\$27,741		Ages 13-23	Street Smart
			\$32,271			CRCS
	CDC (2010-2011)	RRHS	\$12,380		Ages 18-34	CTR
	CTG (2009-2010)	JASMYN	\$85,000		Ages 13-23	D-Up!
	CTG (2010-2011)	JASMYN	\$51,000		Ages 13-23	D-Up!
			\$17,000			CTL
			\$17,000			HE/RR
	ETI	RRHS	\$2,127			CTL
	ETI	UF/Rainbow Center	\$1,612			CTL
	PG	RRHS	\$61,000		Ages 13-18	BART
			\$445,643			

Area	Funding Source	Funded Provider/ Category	Funding Amount	Area Subtotal	Black MSM Subpopulation	Intervention/Program
5	AATI	Metropolitan Charities	\$1,125			CTL
	ETI	ASAP	\$1,333			CTL
	ETI	Metropolitan Charities	\$667			CTL
				\$3,125		
6	AATI	Metropolitan Charities	\$1,125			CTL
	AATI	TFHC	\$1,688			CTL
	CDC (2009-2010)	THAP	\$58,929		Ages 16-24 Ages 13+	3MV CTR
	ETI	Metropolitan Charities	\$667			CTL
	ETI	TFHC	\$943			CTL
				\$63,351		
7	AATI	CMWP	\$1,418			CTL
	AATI	HCCH	\$1,688			CTL
	AATI	HHCCF	\$1,688			CTL
	AATI	MoL	\$1,688			CTL
	AATI	ORH	\$1,688			CTL
	CDC (2009-2010)	MoL	\$31,489			CTR 3MV
	CDC (2010-2011)	HHCCF	\$21,191			POL
	CDC (2010-2011)	MoL	\$16,976		Incarcerated Males Ages 18+	Project START
	CTG (2009-2010)	MoL	\$81,500			D-Up! HE/RR
	CTG (2010-2011)	MoL	\$61,125 \$20,375		Ages 18-49 Transgender	D-Up! HE/RR
	ETI	CMWP	\$641			CTL
	ETI	GLBTCC	\$748			CTL
	ETI	HCCH	\$1,113			CTL
	ETI	HHCCF	\$460			CTL
	ETI	MoL	\$1,571			CTL
	ETI	ORH	\$1,727			CTL
	PG	MoL	\$29,400			SNS
	PG	NEED	\$34,857		Substance Abusing, Recently Incarcerated Males	MISTERS
				\$311,343		
8	PG	CAN	\$24,500			SNS
				\$24,500		

Area	Funding Source	Funded Provider/ Category	Funding Amount	Area Subtotal	Black MSM Subpopulation	Intervention/Program
9	AATI	CHC	\$1,688			CTL
	AATI	LMC	\$900			CTL
	AATI	United Deliverance	\$2,250			CTL
	CTG (2010-2011)	United Deliverance	\$3,333 \$6,667			CRCS HE/RR
	ETI	CHC	\$412			CTL
	ETI	United Deliverance	\$662			CTL
	PG	COMPASS	\$29,400			SNS
\$45,312						
10	CDC (2010-2011)	GLCC	\$17,854 \$8,837		Ages 13+	RESPECT CRCS
	AATI	GLCC	\$2,025			CTL
	AATI	Holy Cross Hospital	\$2,250			CTL
	AATI	MDEI	\$1,913			CTL
	AATI	SFAN Jail	\$3,375			CTL
	AATI	SFAN/JMH	\$4,500			CTL
	AATI	SBHD	\$1,688			CTL
	ETI	AHF	\$3,382			CTL
	ETI	GLCC	\$2,305			CTL
	ETI	Holy Cross Hospital	\$482			CTL
	ETI	MDEI	\$1,038			CTL
	ETI	SFAN/JMH	\$1,494			CTL
	ETI	Care Resource	\$354			CTL
	ETI	SBHD	\$304			CTL
\$51,801						
11A	AATI	BHCC	\$1,688			CTL
	AATI	Care Resource	\$2,250			CTL
	AATI	CHSF	\$1,688			CTL
	AATI	Empower "U"	\$1,688			CTL
	AATI	JTFHC	\$1,688			CTL
	AATI	TPPC	\$1,688			CTL
	CDC (2009-2010)	Empower "U"	\$45,687			CTR CRCS
	CDC (2010-2011)	Care Resource	\$19,376		Ages 18+	CTR
	CDC (2010-2011)	Empower "U"	\$6,596 \$4,582		Ages 18-30	Mpowerment CRCS
	CTG (2009-2010)	SoBAP	\$42,500		Their Partners	3MV, CTL
	CTG (2010-2011)	SoBAP	\$14,167 \$14,167 \$14,166		Their Partners	3MV CTL HE/RR
	ETI	BHCC	\$371			CTL

Area	Funding Source	Funded Provider/ Category	Funding Amount	Area Subtotal	Black MSM Subpopulation	Intervention/Program
11A	ETI	Care Resource	\$658			CTL
	ETI	CHSF	\$385			CTL
	ETI	Empower "U"	\$2,537			CTL
	ETI	JTFHC	\$313			CTL
	ETI	SoBAP	\$974			CTL
	ETI	Union Positiva	\$823			CTL
	PG	ALERT Health	\$68,000		Non-disclosing, Ages 18-45	SNS
	PG	Empower "U"	\$93,500		Ages 18-30	MPOWERment
	PG	UM	\$82,500			POL
				\$421,991		
15	AATI	In the Image of Christ	\$1,688			CTL
	AATI	Project Response	\$3,105			CTL
	ETI	In the Image of Christ	\$329			CTL
	ETI	Project Response	\$657			CTL
				\$5,779		
TOTAL				\$2,148,830		

Priority Population #4: White MSM

White MSM living with HIV/AIDS account for an estimated 4.6% of Florida's white MSM population (data not shown*) and 21.8% of persons reported to be living with HIV/AIDS in Florida through 2009 (Figure 1). Of the state's \$39.2 million in HIV prevention funding, an estimated 2.7% is targeted to HIV-negative white MSM (Figure 2).

Figure 1. PLWHA Through 2009 by Priority Population, N=92,688

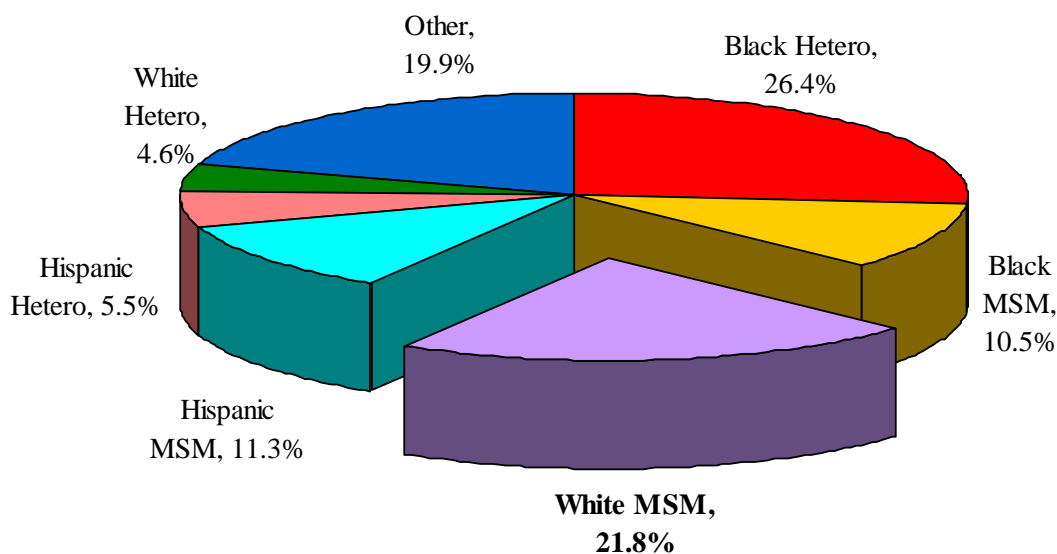
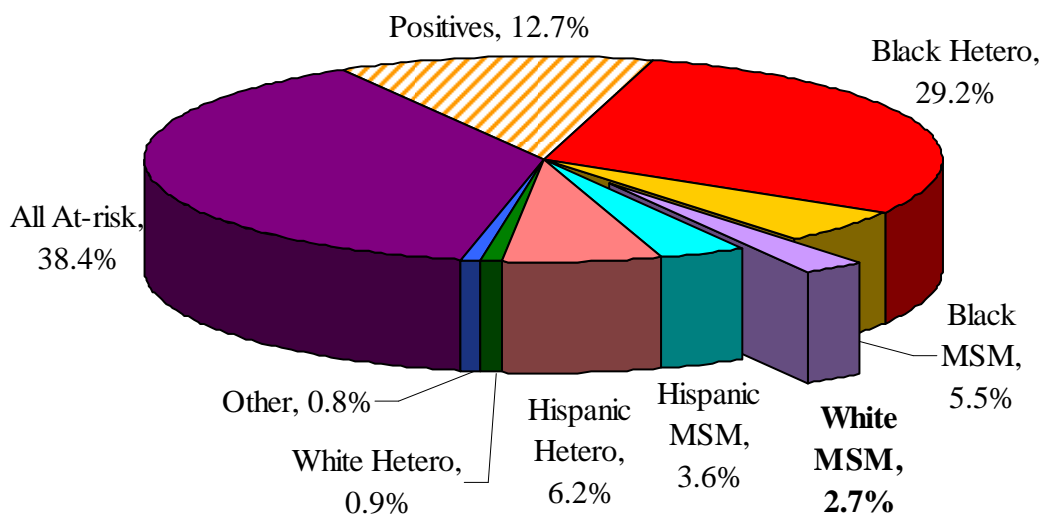


Figure 2. 2010 HIV Prevention Funding by Population, \$39,212,257



*Data are based on population size estimates and reported, living HIV/AIDS cases through 2009.

**Other = all non-priority populations: black, white, and Hispanic IDUs; Asian/Pacific Islanders; American Indian/Alaska Natives; multi-racial persons; WSW; and persons infected perinatally or medically.

Table 4. Funding for White MSM Populations

Area	Funding Source	Funded Provider/ Category	Funding Amount	Area Subtotal	White MSM Subpopulation	Intervention/Program
State-wide	ETI	ETI: Supplies, Personnel, an AETC contact, Corrections CTL, etc.	\$85,695			
	ETI, GR	Media Campaign: Anson-Stoner	\$61,250			
	PG	Mobilization/Outreach	\$25,000			
	PG	Personnel: DEO Staff	\$5,801			
	PG	Personnel: Lab Staff	\$11,688			
				\$103,739		
1	CDC (2009-2010)	OASIS	\$17,339		Ages 18-29	MPowerment
	PG	OASIS	\$45,498			SNS
				\$62,837		
2A	PG	BASIC NWFL	\$28,167			VOICES, RESPECT
				\$28,167		
2B	PG	Big Bend Cares	\$24,500			SNS
				\$24,500		
4	CDC (2010-2011)	JASMYN	\$27,742		Ages 13-23	Street Smart
			\$32,271			CRCS
	ETI	RRHS	\$1,025			CTL
	ETI	UF/Rainbow Center	\$781			CTL
				\$61,819		
5	CDC (2009-2010)	ASAP	\$188,345			CTR
	ETI	ASAP	\$13,494			CTL
	ETI	Metropolitan Charities	\$1,833			CTL
				\$203,672		
6	ETI	Metropolitan Charities	\$1,834			CTL
	ETI	TFHC	\$249			CTL
				\$2,083		
7	CDC (2009-2010)	MoL	\$7,872			CTR
						3MV
	CDC (2010-2011)	HHCCF	\$21,191			POL
	PG	MoL	\$29,400			SNS

Area	Funding Source	Funded Provider/ Category	Funding Amount	Area Subtotal	White MSM Subpopulation	Intervention/Program
7	GR/PG	NEED	\$34,857		Substance Abusing, Recently Incarcerated Males	MISTERS
	ETI	CMWP	\$536			CTL
	ETI	GLBTCC	\$7,182			CTL
	ETI	HCCH	\$2,252			CTL
	ETI	HHCCF	\$1,848			CTL
	ETI	MoL	\$737			CTL
	ETI	ORH	\$1,042			CTL
				\$106,918		
8	PG	CAN	\$24,500			SNS
				\$24,500		
9	PG	COMPASS	\$29,400			SNS
	ETI	CHC	\$168			CTL
	ETI	United Deliverance	\$139			CTL
				\$29,707		
10	CDC (2010-2011)	Broward House	\$96,025		Ages 18-30	Mpowerment CTR
			\$24,000			
	CDC (2010-2011)	GLCC	\$17,854		Ages 13+	RESPECT CRCS CTR
			\$8,838			
			\$25,665			
	ETI	AHF	\$2,988			CTL
	ETI	Care Resource	\$424			CTL
	ETI	GLCC	\$9,374			CTL
	ETI	Holy Cross Hospital	\$270			CTL
	ETI	MDEI	\$393			CTL
	ETI	SFAN/JMH	\$483			CTL
				\$186,314		
11A	CDC (2010-2011)	Care Resource	\$19,376		Ages 18+	CTR
	ETI	BHCC	\$152			CTL
	ETI	Care Resource	\$787			CTL
	ETI	CHSF	\$103			CTL
	ETI	Empower "U"	\$57			CTL
	ETI	JTFHC	\$31			CTL
	ETI	SoBAP	\$4,382			CTL
	ETI	Union Positiva	\$477			CTL
	ETI	SBHD	\$222			CTL
				\$25,587		
11B	PG	AIDS Help	\$102,500			Community PROMISE VOICES
			\$102,500			
				\$205,000		

Area	Funding Source	Funded Provider/ Category	Funding Amount	Area Subtotal	White MSM Subpopulation	Intervention/Program
15	ETI	In the Image of Christ	\$168			CTL
	ETI	Project Response	\$1,034			CTL
				\$1,202		
TOTAL				\$1,066,043		

Priority Population #5: Hispanic MSM

Hispanic MSM living with HIV/AIDS account for an estimated 6.9% of Florida's Hispanic MSM population (data not shown*) and 11.3% of persons reported to be living with HIV/AIDS in Florida through 2009 (Figure 1). Of the state's \$39.2 million in HIV prevention funding, an estimated 3.6% is targeted to HIV-negative Hispanic MSM (Figure 2).

Figure 1. PLWHA Through 2009 by Priority Population, N=92,688

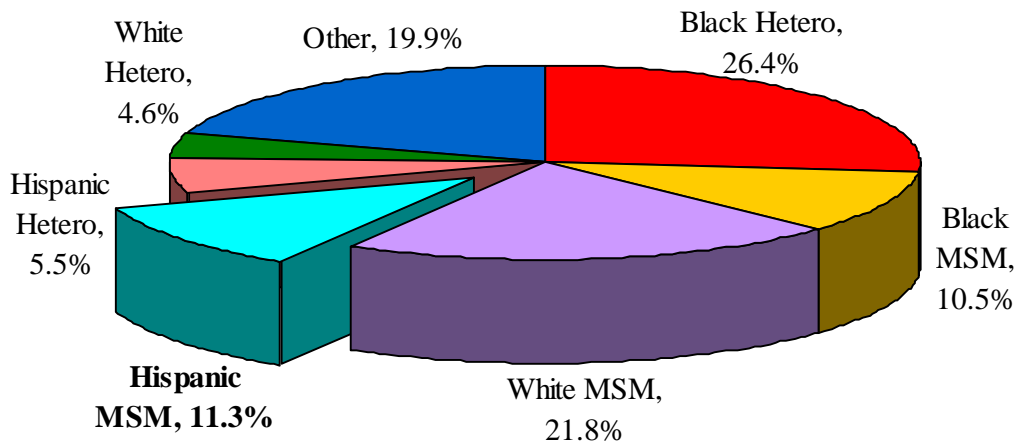
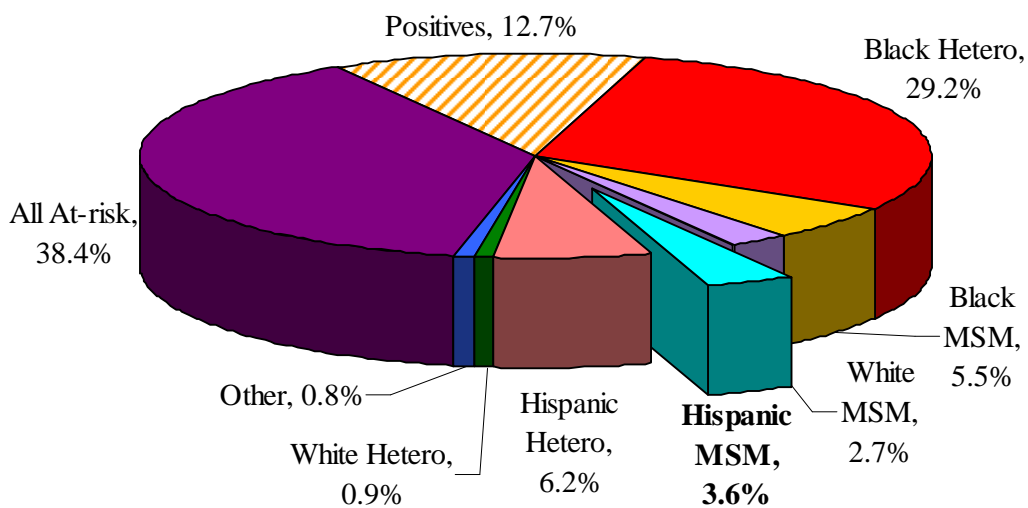


Figure 2. 2010 HIV Prevention Funding by Population, \$39,212,257



*Data are based on population size estimates and reported, living HIV/AIDS cases through 2009.

**Other = all non-priority populations: black, white, and Hispanic IDUs; Asian/Pacific Islanders; American Indian/Alaska Natives; multi-racial persons; WSW; and persons infected perinatally or medically.

Table 5. Funding for Hispanic MSM Populations

Area	Funding Source	Funded Provider/ Category	Funding Amount	Area Subtotal	Hispanic MSM Subpopulation	Intervention/ Program
State-wide	ETI	ETI: Supplies, Personnel, an AETC contact, Corrections CTL, etc.	\$63,121			
	ETI, GR	Media Campaign: Anson-Stoner	\$197,188			
	GR	Marketing/Media: EMS	\$57,056			
	PG	Mobilization/Outreach	\$25,000			
	PG	Personnel: DEO Staff	\$3,947			
	PG	Personnel: Lab Staff	\$5,923			
				\$289,114		
1	CDC (2009-2010)	OASIS	\$17,339		Ages 18-29	MPowerment
	PG	OASIS	\$45,498			SNS
				\$62,837		
2A	PG	BASIC NWFL	\$28,167			VOICES, RESPECT
				\$28,167		
4	ETI	RRHS	\$234			CTL
	ETI	UF/Rainbow Center	\$138			CTL
				\$372		
5	ETI	ASAP	\$2,145			CTL
	ETI	Metropolitan Charities	\$436			CTL
				\$2,581		
6	CDC (2009-2010)	THAP	\$58,929		Ages 16-24, Ages 13+	3MV CTR
	ETI	Metropolitan Charities	\$436			CTL
	ETI	TFHC	\$293			CTL
				\$58,929		
7	CDC (2009-2010)	MoL	\$7,872			CTR 3MV
	CDC (2010-2011)	HHCCF	\$21,191			POL
	CDC (2010-2011)	MoL	\$16,976		Incarcerated Males Ages 18+	Project START
	ETI	CMWP	\$307			CTL
	ETI	GLBTCC	\$517			CTL
	ETI	HCCH	\$1,037			CTL
	ETI	HHCCF	\$1,007			CTL
	ETI	MoL	\$834			CTL

Area	Funding Source	Funded Provider/ Category	Funding Amount	Area Subtotal	Hispanic MSM Subpopulation	Intervention/ Program	
7	ETI	ORH	\$699			CTL	
	PG	MoL	\$29,400			SNS	
	PG	NEED	\$34,857		Substance Abusing, Recently Incarcerated Males	MISTERS	
				\$114,697			
8	PG	CAN	\$24,500			SNS	
					\$24,500		
9	PG	COMPASS	\$29,400			SNS	
	CTG (2010-2011)	United Deliverance	\$3,333			CRCS	
				\$6,667			HE/RR
	ETI	CHC	\$262			CTL	
	ETI	United Deliverance	\$58			CTL	
				\$39,720			
10	CDC (2010-2011)	GLCC	\$17,853		Ages 13+	RESPECT	
			\$8,838			CRCS	
			\$25,666			CTR	
	ETI	AHF	\$3,552			CTL	
	ETI	GLCC	\$4,441			CTL	
	ETI	Holy Cross Hospital	\$150			CTL	
	ETI	MDEI	\$512			CTL	
	ETI	SFAN/JMH	\$2,032			CTL	
	ETI	Care Resource	\$873			CTL	
	ETI	SBHD	\$304			CTL	
	PG	Latinos Salud	\$150,000		Ages 18-30	MPowerment	
	PG	Hispanic Unity	\$73,500			SNS	
					\$287,721		
11A	CDC (2009-2010)	Care Resource	\$30,262			CRCS	
	CDC (2009-2010)	Empower "U"	\$22,844			CTR	
	CDC (2009-2010)	Union Positiva	\$88,571			CTR MPowerment	
	CDC (2010-2011)	Care Resource	\$19,376		Ages 18+	CTR	
	CDC (2010-2011)	Empower "U"		\$6,596		Ages 18-30	MPowerment
				\$4,582			CRCS
	CTG (2009-2010)	SoBAP	\$42,500		Their Partners	3MV	
	CTG (2010-2011)	SoBAP		\$14,167		Their Partners	Adapted 3MV
				\$14,167			CTL
				\$14,166			HE/RR
ETI	BHC	\$1,520			CTL		
ETI	Care Resource	\$1,622			CTL		
ETI	CHSF	\$548			CTL		

Area	Funding Source	Funded Provider/ Category	Funding Amount	Area Subtotal	Hispanic MSM Subpopulation	Intervention/ Program
11A	ETI	Empower "U"	\$419			CTL
	ETI	JTFHC	\$157			CTL
	ETI	SoBAP	\$7,816			CTL
	ETI	Union Positiva	\$8,113			CTL
	PG	Empower "U"	\$93,500		Ages 18-30	MPOWERment
				\$370,924		
15	ETI	In the Image of Christ	\$84			CTL
	ETI	Project Response	\$431			CTL
				\$515		
TOTAL				\$1,396,110		

Priority Population #6: Hispanic Heterosexuals

Hispanic heterosexuals living with HIV/AIDS account for an estimated 0.1% of Florida's Hispanic heterosexual population (data not shown*) and 5.5% of persons reported to be living with HIV/AIDS in Florida through 2009 (Figure 1). Of the state's \$39.2 million in HIV prevention funding, an estimated 6.2% is targeted to HIV-negative Hispanic heterosexuals (Figure 2).

Figure 1. PLWHA Through 2009 by Priority Population, N=92,688

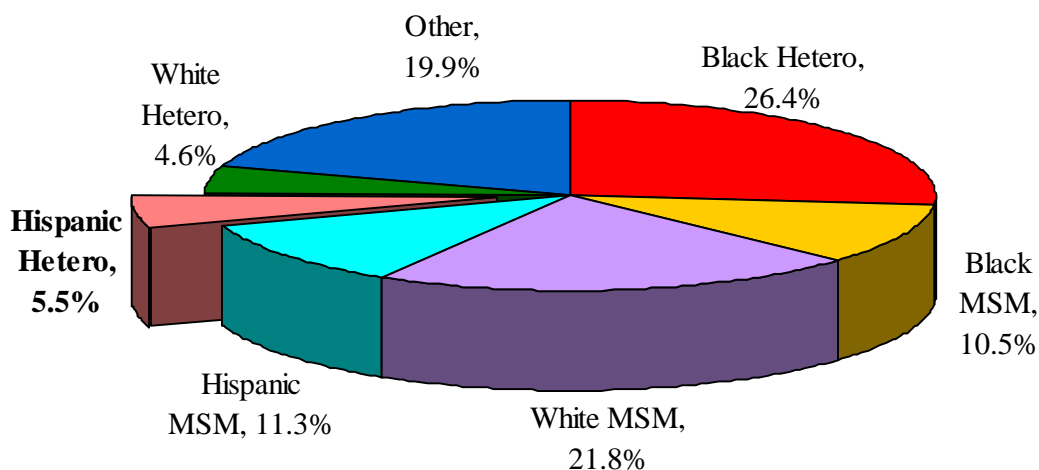
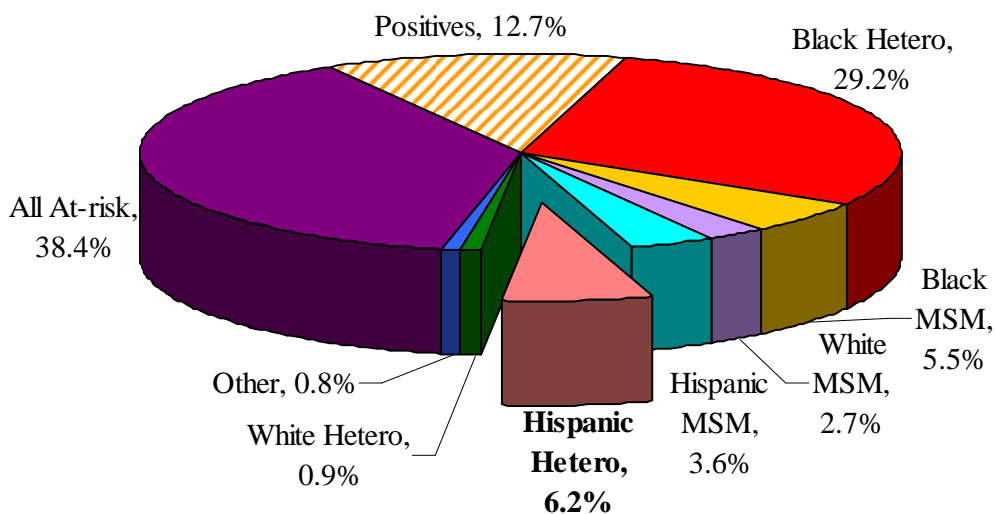


Figure 2. 2010 HIV Prevention Funding by Population, \$39,212,257



*Data are based on population size estimates and reported, living HIV/AIDS cases through 2009.

**Other = all non-priority populations: black, white, and Hispanic IDUs; Asian/Pacific Islanders; American Indian/Alaska Natives; multi-racial persons; WSW; and persons infected perinatally or medically.

Table 6. Funding for Hispanic Heterosexual Populations

Area	Funding Source	Funded Provider/ Category	Funding Amount	Area Subtotal	Hispanic Hetero Subpopulation	Intervention/ Program
State-wide	ETI	ETI: Supplies, Personnel, an AETC contact, Corrections CTL, etc.	\$171,390			
	ETI, GR	Media Campaign: Anson-Stoner	\$197,187			
	GR	Marketing/Media: EMS	\$133,130			
	PG	Personnel: DEO Staff	\$14,047			
	PG	Personnel: Lab Staff	\$144,243			
	PG	Personnel: Perinatal	\$101,738			
				\$761,735		
2B	CDC (2009-2010)	SHISA	\$38,399		Incarcerated Females, Ages 18-44	SISTA, CTR
	PG	Big Bend Cares	\$16,333		Incarcerated, Homeless, Substance Abusers	SNS
				\$54,733		
3/13	GR/PG	FWAF	\$48,800		Ages 13-24	YEP
				\$48,800		
4	ETI	RRHS	\$956			CTL
	ETI	UF/Rainbow Center	\$979			CTL
	GR/PG	UF/Rainbow Center	\$3,456			Linkage/TOPWA
				\$5,391		
5	CTG (2010-2011)	Metropolitan Charities	\$6,875		Ages 13-19	BART
			\$6,875			Blood Lines
			\$6,875			HE/RR
	ETI	ASAP	\$143			CTL
	ETI	Metropolitan Charities	\$815			CTL
				\$21,583		
6	CTG (2010-2011)	Metropolitan Charities	\$6,875		Ages 13-19	BART
			\$6,875			Blood Lines
			\$6,875			HE/RR
	GR/PG	THAP	\$29,749			Linkage/TOPWA
	ETI	Metropolitan Charities	\$815			CTL
	ETI	TFHC	\$2,973			CTL
				\$54,161		

Area	Funding Source	Funded Provider/ Category	Funding Amount	Area Subtotal	Hispanic Hetero Subpopulation	Intervention/ Program
7	CDC (2009-2010)	MoL	\$87,936		Incarcerated Males	3MV (Adaptation), VOICES
	CDC (2010-2011)	MoL	\$16,976 \$12,405		Incarcerated males Ages 18+	Project START CRCS
	ETI	CMWP	\$2,254			CTL
	ETI	GLBTCC	\$517			CTL
	ETI	HCCH	\$2,505			CTL
	ETI	HHCCF	\$4,578			CTL
	ETI	MoL	\$3,753			CTL
	ETI	ORH	\$3,454			CTL
	GR/PG	FWAF	\$24,400		Ages 13-24	YEP
	PG	MoL	\$29,400			SNS
	GR/PG	NEED	\$34,857		Substance Abusing, Recently Incarcerated Males	MISTERS
	PG	HUG Me	\$44,162			Linkage/TOPWA
\$267,197						
8	CTG (2009-2010)	SCLO	\$12,500		Females	Outreach Education
	CTG (2010-2011)	SCLO	\$6,250 \$6,250 \$12,500		Females	SISTA CTL HE/RR
	GR/PG	FWAF	\$24,400		Ages 13-24	YEP
\$61,900						
9	CTG (2009-2010)	United Deliverance	\$10,000			CRCS
	CTG (2010-2011)	United Deliverance	\$3,334 \$6,666			CRCS HE/RR
	ETI	CHC	\$16,685			CTL
	ETI	Caridad Center	\$18,750			CTL
	ETI	United Deliverance	\$964			CTL
	PG	COMPASS	\$29,400			SNS
	PG	CAP	\$221,000		Ages 15-55	Community PROMISE
	GR/PG	FFPB	\$51,742			Linkage/TOPWA
\$358,541						
10	ETI	AHF	\$11,103			CTL
	ETI	GLCC	\$1,026			CTL
	ETI	Holy Cross Hospital	\$5,058			CTL
	ETI	MDEI	\$5,926			CTL
	ETI	SFAN/JMH	\$18,107			CTL
	ETI	Care Resource	\$2,475			CTL
	ETI	SBHD	\$9,467			CTL
	PG	Hispanic Unity	\$73,500			SNS
	GR/PG	MDEI	\$26,939			Linkage/TOPWA
\$153,601						

Area	Funding Source	Funded Provider/ Category	Funding Amount	Area Subtotal	Hispanic Hetero Subpopulation	Intervention/ Program
11A	CDC (2009-2010)	Empower "U"	\$22,844			CTR
	CDC (2009-2010)	Union Positiva	\$29,524			CTR
	CDC (2010-2011)	Empower "U"	\$4,583		Ages 18+	CRCS
	CTG (2009-2010)	MUJER	\$46,875		Ages 18-45	Community PROMISE, CRCS
	CTG (2010-2011)	MUJER	\$34,375		Ages 18-46	Community PROMISE, CRCS
			\$28,125			CRCS
	ETI	BHC	\$8,545			CTL
	ETI	Care Resource	\$4,597			CTL
	ETI	CHSF	\$7,709			CTL
	ETI	Empower "U"	\$1,677			CTL
	ETI	JTFHC	\$1,865			CTL
	ETI	SoBAP	\$3,629			CTL
	ETI	Union Positiva	\$7,702			CTL
	GR/PG	FWAF	\$24,400		Ages 13-24	YEP
	GR/PG	Youth Expressions	\$110,000		Ages 16-25	FLOW
	GR/PG	BHC	\$57,647			Linkage/TOPWA
				\$394,096		
12	GR/PG	FWAF	\$24,400		Ages 13-24	YEP
				\$24,400		
15	ETI	In the Image of Christ	\$3,534			CTL
	ETI	Project Response	\$7,074			CTL
	GR/PG	FWAF	\$24,400		Ages 13-24	YEP
	PG	HSC	\$34,595			Linkage/TOPWA
				\$69,603		
TOTAL				\$2,443,871		

Priority Population #7: White Heterosexuals

White heterosexuals living with HIV/AIDS account for an estimated 0.04% of Florida's white heterosexual population (data not shown*) and 4.6% of persons reported to be living with HIV/AIDS in Florida through 2009 (Figure 1). Of the state's \$39.2 million in HIV prevention funding, an estimated 0.9% is targeted to HIV-negative white heterosexuals (Figure 2).

Figure 1. PLWHA Through 2009 by Priority Population, N=92,688

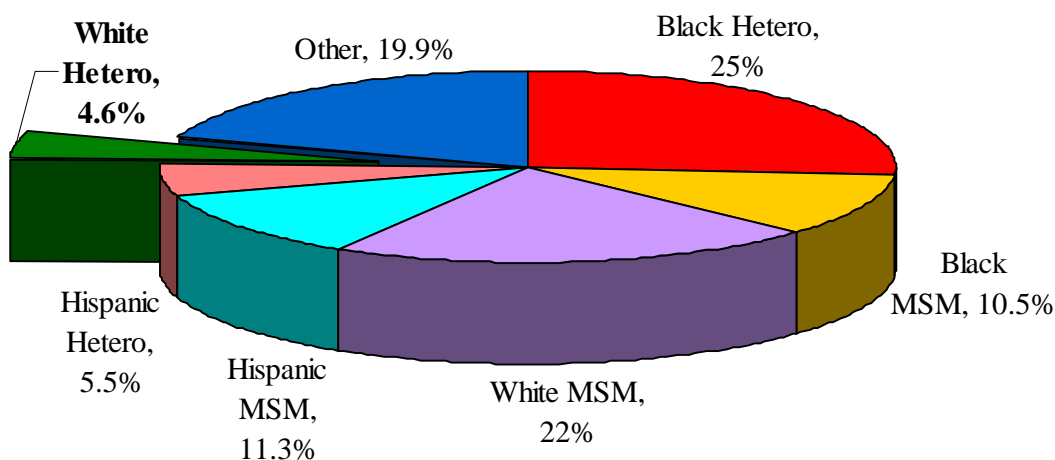
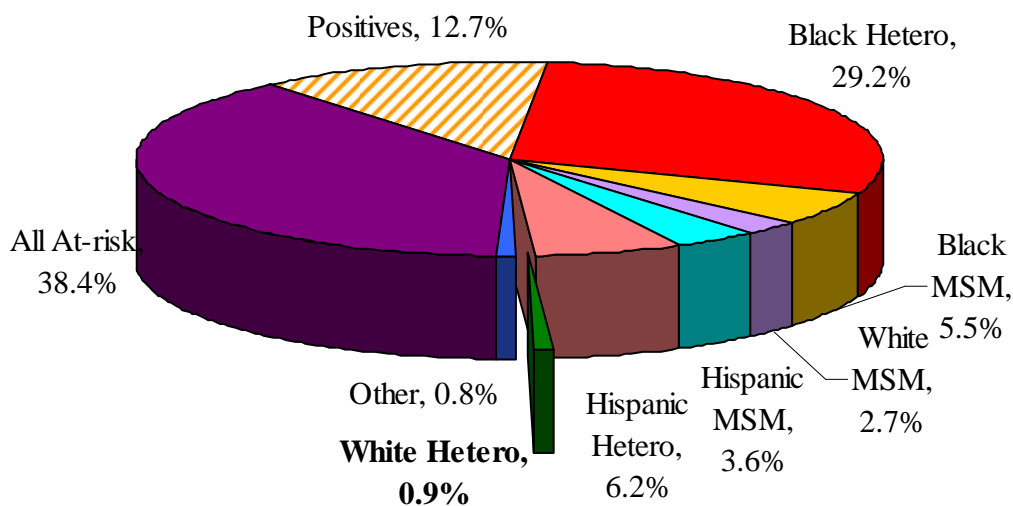


Figure 2. 2010 HIV Prevention Funding by Population, \$39,212,257



*Data are based on population size estimates and reported, living HIV/AIDS cases through 2009.

**Other = all non-priority populations: black, white, and Hispanic IDUs; Asian/Pacific Islanders; American Indian/Alaska Natives; multi-racial persons; WSW; and persons infected perinatally or medically.

Table 7. Funding for White Heterosexual Populations

Area	Funding Source	Funded Provider/ Category	Funding Amount	Area Subtotal	White Hetero Subpopulation	Intervention/ Program
State-wide	PG	Personnel: DEO Staff	\$10,502			
	PG	Personnel: Lab Staff	\$137,332			
				\$147,834		
2B	CDC (2009-2010)	SHISA	\$38,399		Incarcerated Females, Ages 18-44	SISTA CTR
	PG	Big Bend Cares	\$16,333		Incarcerated, Homeless, Substance Abusing	SNS
				\$54,733		
4	GR/PG	UF/Rainbow Center	\$17,281			Linkage/TOPWA
				\$17,281		
6	GR/PG	THAP	\$13,668			Linkage/TOPWA
				\$13,668		
7	CDC (2009-2010)	MoL	\$43,968		Incarcerated Males	3MV (<i>Adaptation</i>) VOICES
	PG	HUG Me	\$17,751			Linkage/TOPWA
				\$61,719		
9	GR/PG	FFPB	\$6,324			Linkage/TOPWA
				\$6,324		
10	GR/PG	MDEI	\$5,714			Linkage/TOPWA
				\$5,714		
15	PG	HSC	\$40,216			Linkage/TOPWA
				\$40,216		
TOTAL				\$347,490		

Other: Non-Priority Populations

Persons represented in the “other” category* account for 19.9% of persons reported to be living with HIV/AIDS in Florida through 2009 (Figure 1). Of the state’s \$39.2 million in HIV prevention funding, an estimated 0.8% is targeted to HIV-negative non-priority populations (Figure 2).

Figure 1. PLWHA Through 2009 by Priority Population, N=92,688

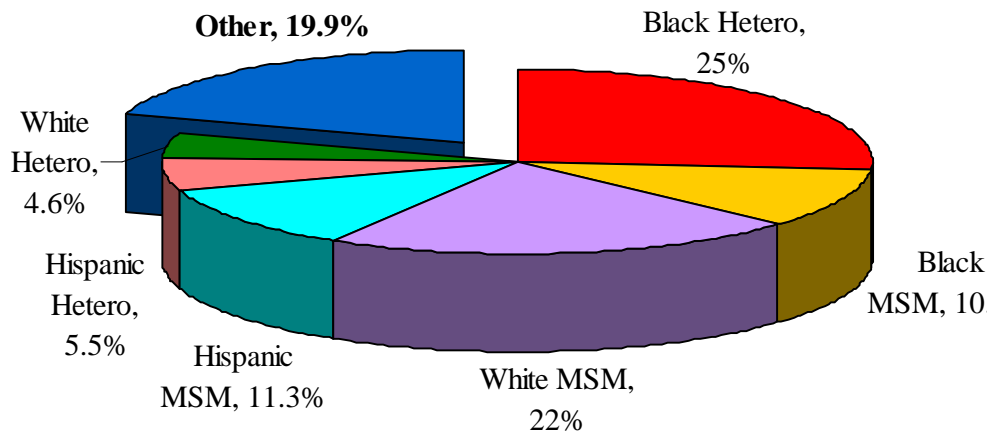
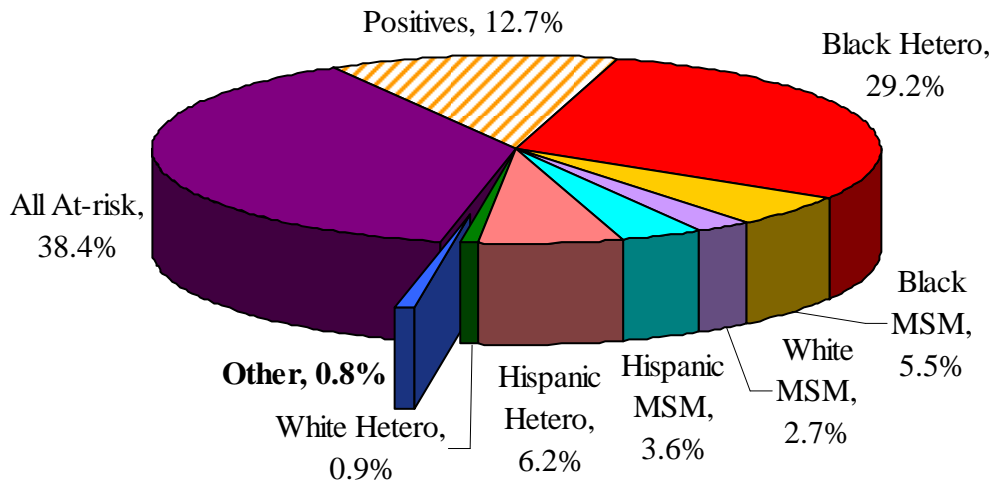


Figure 2. 2010 HIV Prevention Funding by Population, \$39,212,257



*Other = all non-priority populations: black, white, and Hispanic IDUs; Asian/Pacific Islanders; American Indian/Alaska Natives; multi-racial persons; WSW; and persons infected perinatally or medically.

Table 8. Funding for Other (Non-Priority) Populations

Area	Funding Source	Funded Provider/ Category	Funding Amount	Area Subtotal	Non-Priority Population	Intervention/ Program
State-wide	AATI	AATI: Supplies, Personnel, Corrections CTL, etc.	\$79,774		Black IDUs, Black WSW	
	ETI	ETI: Supplies, Personnel, an AETC contact, Corrections CTL, etc.	\$50,599		Other MSM, IDUs, Transgender	
	PG	Personnel: DEO Staff	\$674			
	PG	Personnel: Lab Staff	\$4,225			
				\$135,272		
4	AATI	RRHS	\$4,579		Black IDUs, Black WSW	CTL
	AATI	UF/Rainbow Center	\$2,531		Black IDUs, Black WSW	CTL
	ETI	RRHS	\$1,485		Other MSM, IDUs	CTL
	ETI	UF/Rainbow Center	\$821		Other MSM, IDUs	CTL
	GR/PG	UF/Rainbow Center	\$1,595		Other Racial/Ethnic Groups	Linkage/TOPWA
				\$11,011		
5	AATI	Metropolitan Charities	\$1,688		Black IDUs, Transgender	AATI
	ETI	ASAP	\$1,029		Other MSM, IDUs, Transgender	CTL
	ETI	Metropolitan Charities	\$719		Other MSM, IDUs, Transgender	CTL
				\$3,436		
6	AATI	Metropolitan Charities	\$1,688		Black IDUs, Black WSW	CTL
	AATI	TFHC	\$2,531		Black IDU, Black WSW	CTL
	ETI	Metropolitan Charities	\$719		Other MSM, IDUs, Transgender	CTL
	ETI	TFHC	\$2,154		Other MSM, IDUs	CTL
	GR/PG	THAP	\$2,010		Other Racial/Ethnic Groups	Linkage/TOPWA
				\$9,102		
7	AATI	CMWP	\$2,126		Black IDUs, Black WSW	CTL
	AATI	HCCH	\$2,531		Black IDU, Black WSW	CTL
	AATI	HHCCF	\$2,531		Black IDUs, Black WSW	CTL
	AATI	MoL	\$2,531		Black IDUs, Black WSW	CTL
	AATI	ORH	\$2,531		Black IDUs, Black WSW	CTL
	ETI	CMWP	\$1,454		Other MSM, IDUs, Transgender	CTL
	ETI	GLBTCC	\$812		Other MSM, IDUs, Transgender	CTL
	ETI	HCCH	\$3,239		Other MSM, IDUs	CTL

Area	Funding Source	Funded Provider/ Category	Funding Amount	Area Subtotal	Non-Priority Population	Intervention/ Program
7	ETI	HHCCF	\$1,728		Other MSM, IDUs, Transgender	CTL
	ETI	MoL	\$1,112		Other MSM, IDUs, Transgender	CTL
	ETI	ORH	\$4,344		Other MSM, IDUs	CTL
	GR/PG	NEED	\$34,857		Hispanic IDUs	MISTERS
	PG	HUG Me	\$3,464		Other Racial/Ethnic Groups	Linkage/TOPWA
\$63,260						
9	AATI	CHC	\$2,531		Black IDUs, Black WSW	CTL
	AATI	LMC	\$1,350		Black IDUs, Black WSW	CTL
	AATI	United Deliverance	\$3,375		Black IDUs, Black WSW	CTL
	ETI	CHC	\$730		Other MSM, IDUs	CTL
	ETI	United Deliverance	\$995		Other MSM, IDUs, Transgender	CTL
	GR/PG	FFPB	\$1,725		Other Racial/Ethnic Groups	Linkage/TOPWA
\$10,706						
10	AATI	GLCC	\$3,038		Black IDUs, Black WSW	CTL
	AATI	Holy Cross Hospital	\$3,375		Black IDUs, Black WSW	CTL
	AATI	MDEI	\$2,869		Black IDUs, Black WSW	CTL
	AATI	SFAN Jail	\$5,063		Black IDUs, Black WSW	CTL
	AATI	SFAN/JMH	\$6,750		Black IDUs, Black WSW	CTL
	AATI	SBHD	\$2,531		Black IDUs, Black WSW	CTL
	ETI	AHF	\$6,125		Other MSM, IDUs	CTL
	ETI	GLCC	\$797		Other MSM, IDUs, Transgender	CTL
	ETI	Holy Cross Hospital	\$1,405		Other MSM, IDUs	CTL
	ETI	MDEI	\$394		Other MSM, IDUs	CTL
	ETI	SFAN/JMH	\$1,344		Other MSM, IDUs	CTL
	ETI	Care Resource	\$168		Other MSM, IDUs, Transgender	CTL
	ETI	SBHD	\$781		Other MSM, IDUs	CTL
	GR/PG	MDEI	\$9,388		Other Racial/Ethnic Groups	Linkage/TOPWA
\$44,028						
11A	AATI	BHC	\$2,531		Black IDUs, Black WSW	CTL
	AATI	Care Resource	\$3,375		Black IDUs, Black WSW	CTL
	AATI	CHSF	\$2,531		Black IDUs, Black WSW	CTL
	AATI	Empower "U"	\$2,531		Black IDUs, Black WSW	CTL
	AATI	JTFHC	\$2,531		Black IDUs, Black WSW	CTL
	AATI	TPPC	\$2,531		Black IDUs, Black WSW	CTL
	ETI	BHCC	\$225		Other MSM, IDUs	CTL
	ETI	Care Resource	\$312		Other MSM, IDUs, Transgender	CTL
	ETI	CHSF	\$334		Other MSM, IDUs	CTL

Area	Funding Source	Funded Provider/ Category	Funding Amount	Area Subtotal	Non-Priority Population	Intervention/ Program
11A	ETI	Empower "U"	\$319		Other MSM, IDUs, Transgender	CTL
	ETI	JTFHC	\$176		Other MSM, IDUs	CTL
	ETI	SoBAP	\$732		Other MSM, IDUs, Transgender	CTL
	ETI	Union Positiva	\$255		Other MSM, IDUs, Transgender	CTL
				\$18,383		
15	AATI	In the Image of Christ	\$2,531		Black IDUs, Black WSW	CTL
	AATI	Project Response	\$4,658		Black IDUs, Black WSW	CTL
	ETI	In the Image of Christ	\$609		Other MSM, IDUs	CTL
	ETI	Project Response	\$3,230		Other MSM, IDUs, Transgender	CTL
	PG	HSC	\$1,297		Other Racial/Ethnic Groups	Linkage/TOPWA
				\$12,325		
TOTAL				\$307,523		

All At-Risk Populations: Non-Targeted Prevention Funding

Of the \$39.2 million in HIV prevention funding in Florida, an estimated 38.4% is allocated to all at-risk populations (Figure 2). Figure 3 shows the funding allocations for all at-risk populations.

Figure 2. 2010 HIV Prevention Funding by Population, \$39,212,257

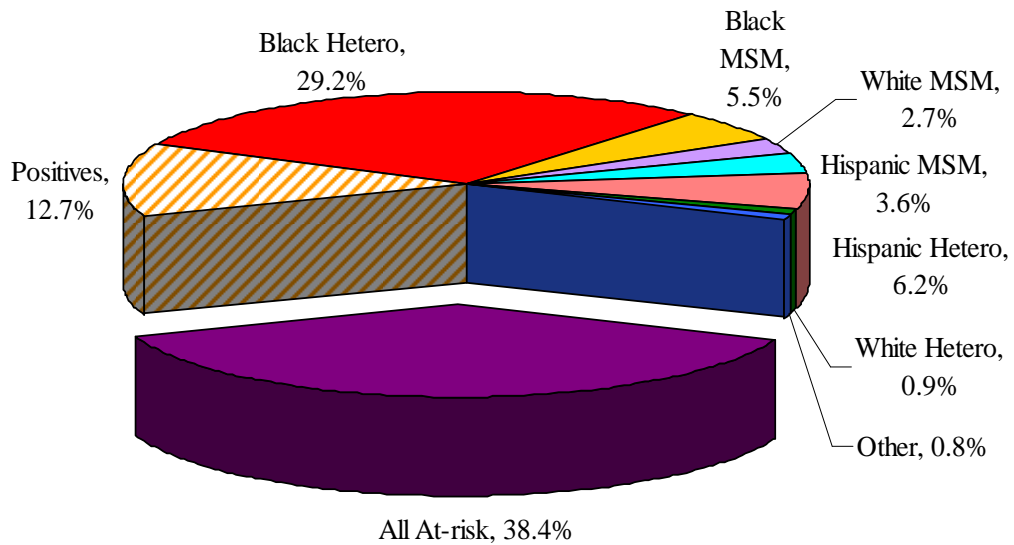
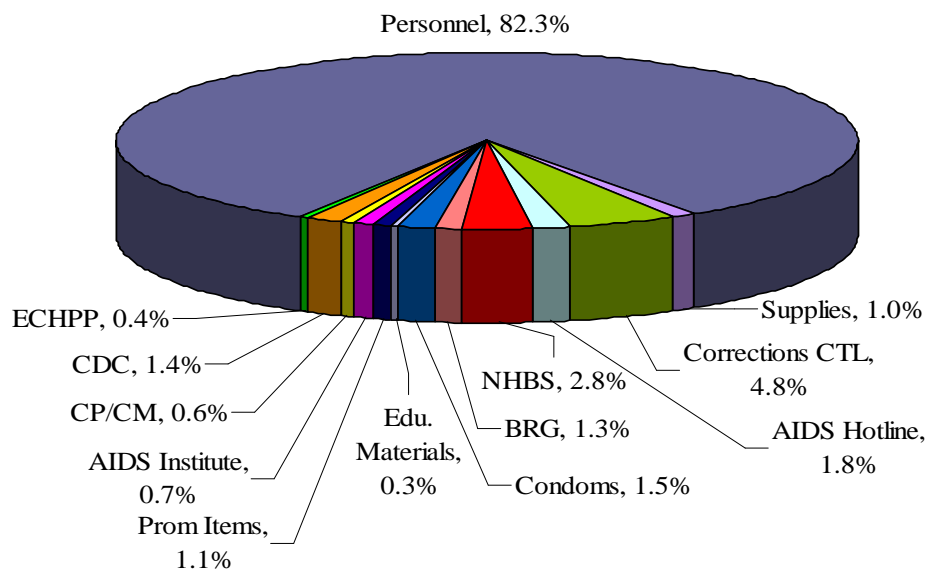


Figure 3. Funding for All At-risk Populations, \$15,064,259



*Other = all non-priority populations: black, white, and Hispanic IDUs; Asian/Pacific Islanders; American Indian/Alaska Natives; multi-racial persons; WSW; and persons infected perinatally or medically.

Table 9. Non-Targeted Funding for All At-Risk Populations

Area	Funding Source	Funded Provider/Category	Funding Amount	Area Subtotal
Statewide	GR	Florida AIDS Hotline	\$265,553	
	HRSA	Rapid test kits and supplies, forms, an AETC contract, and sponsorships	\$150,000	
	PG	Capacity Building: BRG	\$200,000	
	PG	Community Planning	\$5,000	
	PG	Condoms (male and female)	\$221,572	
	PG	Corrections CTL	\$721,253	
	PG	Educational Materials	\$42,500	
	PG	Mobilization	\$90,000	
	PG	Personnel: DIS Staff	\$2,001,378	
	PG	Personnel: Other Staff	\$10,395,377	
	PG	Promotional Items/Sponsorships	\$160,000	
	PG	The AIDS Institute	\$112,737	
				\$14,365,370
7	CDC (2010-2011)	HHCCF: Project START (Black/Hispanic Incarcerated), CTR (Black/Hispanic)	\$76,901 \$17,443	
	CDC (2010-2011)	MoL: CTR	\$51,103	
				\$145,447
11A	NHBS	Research: NHBS	\$424,155	
	ECHPP	HCSF: ECHPP Planning Phase	\$62,500	
	CDC (2010-2011)	Empower "U": CTR (Black & Hispanic)	\$66,787	
				\$553,442
TOTAL				\$15,064,259

Acknowledgements

This report was produced by Alesia Traeye, MHA, Dano Beck, MSW, and Marlene LaLota, MPH. Consultation and/or editing was provided by Spencer Leib, MPH, M. Maximillion Wilson, PhD, Mara Michniewicz, MPH, CHES, April Hogan, MPH, Tom Bendle, and Nita Harrelle.

Acronym List

100BMGFL	100 Black Men of Greater Ft. Lauderdale
3MV	Many Men, Many Voices
AATI	African American Testing Initiative
AETC	AIDS Education and Training Center
AHF	AIDS Healthcare Foundation
AME	African Methodist Episcopal
AMEN	Acknowledge, Mobilize, Educate, Now
ARTAS	Antiretroviral Treatment Access Study
ASAP	AIDS Service Association of Pinellas
BART	Becoming a Responsible Teen
BASIC NWFL	Bay AIDS Services and Information Coalition of Northwest Florida
BHCC	Borinquen Health Care Center
BRG	Blackmon Roberts Group
CAN	Community AIDS Network
CAP	Comprehensive AIDS Program of West Palm Beach
CDC	Centers for Disease Control and Prevention
CFHM	The Convention of Florida Health Ministries
CHC	Community Health Center
CHSF	Community Health of South Florida
CMWP	Center for Multicultural Wellness & Prevention
CRCS	Comprehensive Risk Counseling and Services
CTG	Closing the Gap
CTL	Counseling, Testing, and Linkage (Florida DOH terminology)
CTR	Counseling, Testing, and Referral (CDC terminology)
DACCO	Drug Abuse Comprehensive Coordinating Office
D-Up!	Defend Yourself
ECHPP	Enhanced Comprehensive HIV Prevention Plan
ETI	Expanded Testing Initiative
FAITH	Finding Alternatives, Initiating and Transforming Hope
FFPB	Families First of Palm Beach (Formerly CCMO)
FLOW	Future Leaders Of the World
FWAF	Farmworkers Association of Florida
GHI	Glades Health Initiative
GLBTCC	Gay, Lesbian, Bisexual, Transgender Community Center of Central Florida
GLCC	Gay & Lesbian Community Center of South Florida
GR	General Revenue
HCCH	Health Care Center for the Homeless
HE/RR	Health Education/Risk Reduction (includes outreach & HIV 101)

Acronym List (Continued)

HHCCF	Hope and Help Center of Central Florida
HP	HIV Prevention
HR	Healthy Relationships
HRSA	Health Resources and Services Administration
JASMYN	Jacksonville Area Sexual Minority Youth Network
JMH	Jackson Memorial Hospital
JTFHC	Jesse Trice Family Health Center
LIFE	Learning Immune Function Enhancement Project
LMC	Lakeside Medical Center
MAACA	Minority Alliance for Advocating Community Awareness and Action
MACJ	Minority AIDS Coalition of Jacksonville
MAI	Minority AIDS Initiative
MCRHS	Manatee County Rural Health Services
MDEI	Minority Development and Empowerment
MISTERS	Men Involved in STD Training Empowerment Research Study
MoL	Miracle of Love
MUJER	Mujeres, Unidas, En Educacion y Reforma
NEED	Nehemiah Educational & Economic Development
NIR	No Identified Risk
OASIS	Okaloosa AIDS Support and Informational Services
OCCN	Outreach Community Care Network
ORH	Orlando Regional Healthcare
PfH	Partnership for Health
PG	Prevention Grant (from CDC)
POL	Popular Opinion Leader
Community PROMISE	Peers Reaching Out and Modeling Intervention Strategies for HIV/AIDS Risk Reduction in their Community
RAPP	Real AIDS Prevention Project
RRHS	River Region Human Services
SoBAP	South Beach AIDS Project
SBHD	South Broward Hospital District
SCLO	Second Chance – Last Opportunity
SFAN	South Florida AIDS Network
SLH	Source of Light and Hope
SNS	Social Network Strategies
TFHC	Tampa Family Health Center
THAP	Tampa-Hillsborough Action Plan
TOPWA	Targeted Outreach for Pregnant Women Act

Acronym List (Continued)

TPPC	Teen Pregnancy Prevention Center
TRLS	Three Rivers Legal Services
UM	University of Miami
VOICES/VOCES	Video Opportunities for Innovative Condom Education and Safer Sex
WBFPRC	West Bartow Front Porch Revitalization Council
WILLOW	Women Involved in Life Learning from Other Women
WSW	Women Who Have Sex with Women
YEP	Youth Empowerment Program

Bureau of HIV/AIDS Area Map

